**Style:**

- 002L: 90 Degree Elbow
- 003: 45 Degree Elbow
- 004L: Straight Tee
- 005: End Cap
- 008: Concentric Reducer (Grooved/Grooved)
- 009: Concentric Reducer (Grooved/Threaded)
- 010L: Straight Cross
- 011L: Reducing Tee (Grooved Branch)
- 012L: Reducing Tee (Threaded Branch)
- 013: Eccentric Reducer (Grooved/Grooved)
- 014: Eccentric Reducer (Grooved/Threaded)
- 015: Flange Adapter
- 016: Reducing Cross (Grooved Branch)
- 017: Reducing Cross (Threaded Branch)

**Size:**

- DN25-DN300 | 1-12''

Maximum Working Pressure:

- Pressure Ratings conform to Style 101H Couplings

Material Specifications**Fittings:**

Ductile iron conforming to ASTM A536, Grade 65-45-12, other material also available, please consult VISION.

Coating:

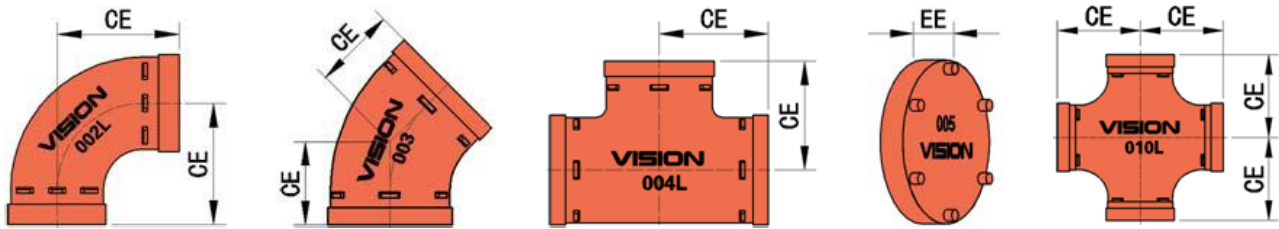
Orange-Standard

Red- Optional

Hot-Dipped, Zinc Galvanized-Optional

Style 002L,003,004L,005,010L

VISION



SIZE		002L		003		004L		005		010L	
Nominal	Actual O.D.	CE	Approx Wgt.each	CE	Approx Wgt.each	CE	Approx Wgt.each	CE	Approx Wgt.each	CE	Approx Wgt.each
mm	mm	mm	kg	mm	kg	mm	kg	mm	kg	mm	kg
Inches	Inches	Inches	Lbs.	Inches	Lbs.	Inches	Lbs.	Inches	Lbs.	Inches	Lbs.
25	33.4	57	0.4	—	—	57	0.5	23	0.1	57	0.7
1	1.315	2.25	0.9	—	—	2.25	1.2	0.90	0.2	2.25	1.4
32	42.4	70	0.5	44	0.3	70	0.7	23	0.1	70	0.9
1¼	1.660	2.75	1.1	1.75	0.7	2.75	1.5	0.90	0.2	2.75	2.0
40	48.3	70	0.6	44	0.4	70	0.8	23	0.2	70	1.1
1½	1.900	2.75	1.3	1.75	0.9	2.75	1.8	0.90	0.4	2.75	2.4
50	60.3	83	0.9	51	0.6	83	1.2	25	0.2	83	1.7
2	2.375	3.25	2.0	2.00	1.3	3.25	2.6	1.00	0.4	3.25	3.7
65	73.0	95	1.4	57	0.9	95	1.9	25	0.3	95	3.1
2½	2.875	3.75	3.1	2.25	2.0	3.75	4.1	1.00	0.7	3.75	6.8
65	76.1	95	1.4	57	0.9	95	1.9	25	0.3	95	3.2
3OD	3.000	3.75	3.1	2.25	2.0	3.75	4.1	1.00	0.7	3.75	7.1
80	88.9	108	1.8	64	1.0	108	2.5	25	0.3	108	4.6
3	3.500	4.25	4.0	2.75	2.2	4.25	5.3	1.00	0.7	4.25	10.1
100	114.3	127	3.2	76	1.7	127	4.3	25	0.5	127	7.8
4	4.500	5.00	7.1	3.00	3.7	5.00	9.4	1.00	1.1	5.00	17.2
125	139.7	140	4.9	83	2.6	140	6.2	25	0.9	140	11.4
5½OD	5.500	5.50	10.8	3.25	5.7	5.50	14.4	1.00	2.0	5.50	25.1
125	141.3	140	5.0	83	2.6	140	6.2	25	0.9	140	11.6
5	5.563	5.50	11.0	3.25	5.7	5.50	14.7	1.00	2.0	5.50	25.6
150	165.1	165	7.0	89	3.9	165	9.3	25	1.1	165	17.1
6½OD	6.500	6.50	15.4	3.50	8.6	6.50	20.5	1.00	2.4	6.50	37.7
150	168.3	165	7.0	89	4.0	165	8.9	25	1.3	165	17.7
6	6.625	6.50	15.4	3.50	8.8	6.50	20.5	1.00	2.9	6.50	39.0
200	219.1	197	12.0	108	7.2	197	17.2	31	3.8	197	31.9
8	8.625	7.75	26.5	4.25	15.9	7.75	35.2	1.22	8.4	7.75	70.3
250	273.0	229	20.0	121	14.3	229	28.0	31	6.4	229	52.5
10	10.750	9.00	44.1	4.75	31.5	9.00	58.6	1.22	14.1	9.00	115.7
300	323.9	254	29.0	133	22.0	254	40.0	31	9.0	254	77.0
12	12.750	10.00	63.9	5.25	48.5	10.00	85.0	1.22	19.8	10	169.8



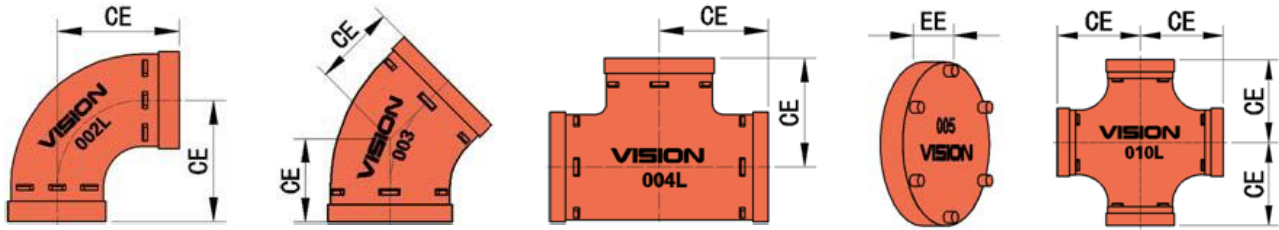
NingBo VISION Pipe Fittings Ltd.,Co.

Tel: 0086-21-5954-6863, Fax: 0086-21-5954-3888

Email: samwu@visioninc.cn, web: www.visionmfr.com

Style 002L,003,004L,005,010L

VISION



SIZE		002L	003	004L		010L	
Nominal	Actual O.D.	Flow resistance equivalent length					
				Run	Branch	Run	Branch
mm	mm	m	m	m	m	m	m
Inches	Inches	ft	ft	ft	ft	ft	ft
25	33.4	0.5	—	0.5	1.3	0.5	1.3
1	1.315	1.6	—	1.6	4.3	1.6	4.3
32	42.4	0.5	0.2	0.5	1.1	0.5	1.1
1¼	1.660	1.6	0.7	1.6	3.6	1.6	3.6
40	48.3	0.7	0.3	0.7	1.7	0.7	1.7
1½	1.900	2.3	1.0	2.3	5.6	2.3	5.6
50	60.3	1.1	0.5	1.1	2.6	1.1	2.6
2	2.375	3.6	1.6	3.6	8.5	3.6	8.5
65	73.0	1.3	0.7	1.3	3.3	1.3	3.3
2½	2.875	4.3	2.3	4.3	10.8	4.3	10.8
65	76.1	1.3	0.7	1.3	3.3	1.3	3.3
3OD	3.000	4.3	2.3	4.3	10.8	4.3	10.8
80	88.9	1.5	0.8	1.5	4.0	1.5	4.0
3	3.500	4.9	2.6	4.9	13.1	4.9	13.1
100	114.3	2.1	1.0	2.1	4.9	2.1	4.9
4	4.500	6.9	3.3	6.9	16.1	6.9	16.1
125	139.7	2.6	1.3	2.6	6.4	2.6	6.4
5½OD	5.500	8.5	4.3	8.5	21.0	8.5	21.0
125	141.3	2.6	1.3	2.6	6.4	2.6	6.4
5	5.563	8.5	4.3	8.5	21.0	8.5	21.0
150	165.1	2.9	1.5	3.0	7.6	3.0	7.6
6½OD	6.500	9.5	4.9	9.8	24.9	9.8	24.9
150	168.3	3.0	1.5	3.0	7.6	3.0	7.6
6	6.625	9.8	4.9	9.8	24.9	9.8	24.9
200	219.1	4.0	2.0	4.0	10.1	4.0	10.1
8	8.625	13.1	6.6	13.1	33.1	13.1	33.1
250	273.0	5.2	2.5	5.2	12.5	5.2	12.5
10	10.750	17.0	8.2	17.0	41.0	17.0	41.0
300	323.9	6.1	3.0	6.1	15.2	6.1	15.2
12	12.750	20.0	9.8	20.0	49.8	20.0	49.8



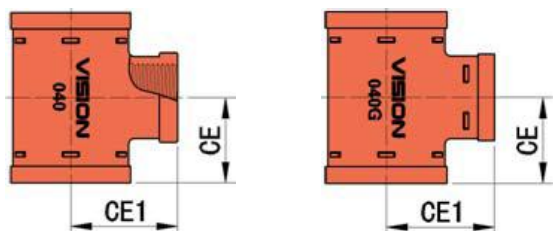
NingBo VISION Pipe Fittings Ltd.,Co.

Tel: 0086-21-5954-6863, Fax: 0086-21-5954-3888

Email: samwu@visioninc.cn, web: www.visionmfr.com

DS-1002E.B

Style 040, 040G



SIZE					040			040G		
Actual O.D.					CE	CE1	Approx Wgt.each	CE	CE1	Approx Wgt.each
mm	×	mm	×	mm	mm	mm	kg	mm	mm	kg
Inches		Inches		Inches	Inches	Inches	Lbs.ft	Inches	Inches	Lbs.ft
114.3	×	114.3	×	76.1	83	102	2.5	89	102	2.7
4		4		2½	3.25	4.00	5.5	3.50	4.00	6.0
				88.9	83	102	2.8	89	102	3.0
				3	3.25	4.00	6.2	3.50	4.00	6.7
165.1	×	165.1	×	76.1	83	130	4.9	108	130	5.5
6½OD		6½OD		3OD	3.25	5.13	10.8	4.25	5.13	12.2
				88.9	83	130	5.1	108	130	5.7
				3	3.25	5.13	11.3	4.25	5.13	12.7
				114.3	–	–	–	108	130	5.8
				4	–	–	–	4.25	5.13	12.9
168.3	×	168.3	×	76.1	83	130	5.0	108	130	5.5
6		6		3OD	3.25	5.13	11.0	4.25	5.13	12.2
				88.9	83	130	5.2	108	130	5.7
				3	3.25	5.13	11.5	4.25	5.13	12.7
				114.3	–	–	–	108	130	5.8
				4	–	–	–	4.25	5.13	12.9



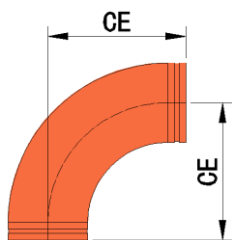
NingBo VISION Pipe Fittings Ltd.,Co.

Tel: 0086-21-5954-6863, Fax: 0086-21-5954-3888

Email: samwu@visioninc.cn, web: www.visionmfr.com

Style 052

VISION



Nominal Size	OD	052-1.5D		052-3D		052-5D		052-6D	
		CE	Approx. Wt. Ea.	CE	Approx. Wt. Ea.	CE	Approx. Wt. Ea.	CE	Approx. Wt. Ea.
mm	mm	mm	kg	mm	kg	mm	kg	mm	kg
Inches	Inches	Inches	Lbs.	Inches	Lbs.	Inches	Lbs.	Inches	Lbs.
50	60.3	111	1.1	254	2.3	356	3.3	-	-
2	2.375	4.37	2.4	10.00	5.1	14.02	7.3	-	-
65	73.0	127	1.9	292	4.3	419	6.0	-	-
2½	2.875	5.00	4.2	11.50	9.5	16.50	13.2	-	-
65	76.1	127	2.0	230	3.5	360	5.3	-	-
3OD	3.000	5.00	4.4	9.06	7.7	14.17	11.7	-	-
80	88.9	149	2.7	330	7.3	483	9.0	-	-
3	3.500	5.87	5.9	12.99	16.1	19.02	19.8	-	-
100	114.3	191	5.6	406	11.6	610	16.1	-	-
4	4.500	7.52	12.3	15.98	25.6	24.02	35.5	-	-
125	139.7	229	8.2	410	14.8	660	23.6	-	-
5½OD	5.500	9.02	18.1	16.14	32.6	25.98	52.0	-	-
150	165.1	273	13.6	485	22.2	785	35.7	-	-
6½OD	6.500	10.75	30.0	19.09	48.9	30.91	78.6	-	-
150	168.3	273	13.8	610	31.8	914	42.4	-	-
6	6.625	10.75	30.4	24.02	70.0	35.98	93.4	-	-
200	219.1	362	30.0	813	58.0	1219	85.1	-	-
8	8.625	14.25	66.1	32.01	127.8	47.99	187.4	-	-
250	273.0	381	48.5	1016	102.7	1524	150.8	-	-
10	10.750	15.00	106.8	40.00	226.2	60.00	332.2	-	-
300	323.9	457	70.8	1219	150.9	1829	221.5	-	-
12	12.750	17.99	155.9	47.99	332.4	72.01	487.9	-	-



NingBo VISION Pipe Fittings Ltd.,Co.

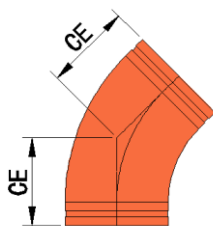
Tel: 0086-21-5954-6863, Fax: 0086-21-5954-3888

Email: samwu@visioninc.cn, web: www.visionmfr.com

DS-1002E.B

Style 053

VISION



Nominal Size	OD	053-1.5D		053-3D		053-5D		053-6D	
		CE	Approx. Wt. Ea.	CE	Approx. Wt. Ea.	CE	Approx. Wt. Ea.	CE	Approx. Wt. Ea.
mm	mm	mm	kg	mm	kg	mm	kg	mm	kg
Inches	Inches	Inches	Lbs.	Inches	Lbs.	Inches	Lbs.	Inches	Lbs.
50	60.3	70	0.8	165	2.1	210	2.2	-	-
2	2.375	2.76	1.8	6.50	4.6	8.27	4.8	-	-
65	73.0	76	1.3	184	3.0	235	3.9	-	-
2½	2.875	2.99	2.9	7.24	6.6	9.25	8.6	-	-
65	76.1	76	1.3	116	2.1	170	3.0	-	-
3OD	3.000	2.99	2.9	4.57	4.6	6.69	6.6	-	-
80	88.9	86	2.2	197	4.7	260	5.7	-	-
3	3.500	3.39	4.8	7.76	10.4	10.24	12.6	-	-
100	114.3	102	3.3	229	7.8	318	9.7	-	-
4	4.500	4.02	7.3	9.02	17.2	12.52	21.4	-	-
125	139.7	127	6.6	190	8.2	294	12.6	-	-
5½OD	5.500	5.00	14.5	7.48	18.1	11.57	27.8	-	-
150	165.1	140	8.6	221	12.1	346	18.9	-	-
6½OD	6.500	5.51	18.9	8.70	26.7	13.62	41.6	-	-
150	168.3	140	8.8	343	20.4	470	25.5	-	-
6	6.625	5.51	19.4	13.50	44.9	18.50	56.2	-	-
200	219.1	184	16.3	457	37.6	622	51.2	-	-
8	8.625	7.24	35.9	17.99	82.8	24.49	112.8	-	-
250	273.0	159	25.9	572	66.6	781	90.7	-	-
10	10.750	6.26	57.0	22.52	146.7	30.75	199.8	-	-
300	323.9	191	40.8	686	97.9	940	133.2	-	-
12	12.750	7.52	89.9	27.01	215.6	37.01	293.4	-	-



NingBo VISION Pipe Fittings Ltd.,Co.

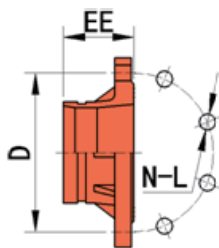
Tel: 0086-21-5954-6863, Fax: 0086-21-5954-3888

Email: samwu@visioninc.cn, web: www.visionmfr.com

DS-1002E.B

Style 015A1 A2

VISION



Nominal Size	OD	A1 ^{sw}					A2 ^{sw}				
		EE	D	D1	N-L	Approx Wgt.each	EE	D	D1	N-L	Approx Wgt.each
mm	mm	mm	mm	mm	mm	kg	mm	mm	mm	mm	kg
Inches	Inches	Inches	Inches	Inches	Inches	Lbs.ft	Inches	Inches	Inches	Inches	Lbs.ft
32	42.4	102	115	88.9	4-Φ16	1.5	102	135	98.4	4-Φ19.05	2.2
1¼	1.660	4.00	4.53	3.50	4-Φ0.630	3.3	4.00	5.31	3.87	4-Φ0.75	4.8
40	48.3	102	125	98.4	4-Φ16	1.8	102	155	114.3	4-Φ22.23	3.1
1½	1.900	4.00	4.92	3.87	4-Φ0.630	3.9	4.00	6.10	4.50	4-Φ0.875	6.9
50	60.3	102	150	120.7	4-Φ19	2.8	102	165	127.0	8-Φ22.23	3.7
2	2.375	4.00	5.91	4.75	4-Φ0.748	6.2	4.00	6.50	5.00	8-Φ0.875	8.2
80	88.9	102	190	152.4	4-Φ19	5.2	102	210	168.3	8-Φ22.23	7.5
3	3.500	4.00	7.48	6.00	4-Φ0.748	11.4	4.00	8.27	6.63	8-Φ0.875	16.5
100	114.3	152	230	190.5	8-Φ19	8.3	152	255	200.0	8-Φ22.23	12.4
4	4.500	6.00	9.06	7.50	8-Φ0.748	18.4	6.00	10.04	7.87	8-Φ0.875	27.4
150	168.3	152	280	241.3	8-Φ22	12.5	152	320	269.9	12-Φ22.23	21.5
6	6.625	6.00	11.02	9.50	8-Φ0.866	27.5	6.00	12.60	10.63	12-Φ0.875	47.5
200	219.1	152	335	295	8-Φ23	18.8	152	380	330.2	12-Φ25.4	31.9
8	8.625	6.00	13.19	11.61	8-Φ0.906	41.3	6.00	14.96	13.00	12-Φ1	70.3
250	273.0	203	405	362	12-Φ25	27.1	203	445	387.4	16-Φ28.58	45.7
10	10.750	8.00	15.94	14.25	8-Φ0.984	59.8	8.00	17.52	15.25	16-Φ1.125	100.8
300	323.9	203	485	431.8	12-Φ25	40	203	520	450.8	16-Φ31.75	66.3
12	12.750	8.00	19.09	17.00	12-Φ0.984	88.2	8.00	20.47	17.75	16-Φ1.250	146.2



NingBo VISION Pipe Fittings Ltd.,Co.

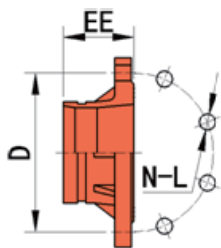
Tel: 0086-21-5954-6863, Fax: 0086-21-5954-3888

Email: samwu@visioninc.cn, web: www.visionmfr.com

DS-1002E.B

Style 015D2

VISION



Nominal Size	OD	EE	D	D2		N-L	Approx Wgt.each
				D1			
mm	mm	mm	mm	mm		mm	kg
Inches	Inches	Inches	Inches	Inches		Inches	Lbs.ft
32	42.4	60	135	100		4-Φ18	1.1
1¼	1.660	2.36	5.31	3.94		4-Φ0.71	0.04
40	48.3	60	145	110		4-Φ18	1.2
1½	1.900	2.36	5.71	4.33		4-Φ0.71	0.05
50	60.3	70	160	125		4-Φ18	1.5
2	2.375	2.76	6.30	4.92		4-Φ0.71	0.02
65	76.1	70	180	145		8-Φ18	2.4
3OD	3.000	2.76	7.09	5.71		4-Φ0.71	0.09
80	88.9	70	195	160		8-Φ18	2.7
3	3.500	2.76	7.68	6.30		8-Φ0.71	0.11
100	108.0	80	215	180		8-Φ18	3.2
4¼OD	4.250	3.15	8.46	7.09		8-Φ0.71	0.13
100	114.3	80	215	180		8-Φ18	3.4
4	4.500	3.15	8.46	7.09		8-Φ0.71	0.13
125	133.0*	80	245	210		8-Φ18	4.1
5¼OD	5.250	3.15	8.46	8.27		8-Φ0.71	0.16
125	139.7	80	245	210		8-Φ18	4.2
5½OD	5.500	3.15	8.46	8.27		8-Φ0.71	0.17
150	159.0	100	280	240		8-Φ23	5.7
6¼OD	6.250	3.94	11.02	9.45		8-Φ0.91	0.22
150	165.1	100	280	240		8-Φ23	5.8
6½OD	6.500	3.94	11.02	9.45		8-Φ0.91	0.23
150	168.3	100	280	240		8-Φ23	5.8
6	6.625	3.94	11.02	9.45		8-Φ0.91	0.23
200	219.1	100	335	295		12-Φ23	8.8
8	8.625	3.94	13.19	11.61		12-Φ0.91	0.35
250	273.0	100	405	355		12-Φ25	12.6
10	10.750	3.94	15.94	13.78		12-Φ0.98	0.50
300	323.9	100	460	410		12-Φ25	14.9
12	12.750	3.94	18.11	16.14		12-Φ0.98	0.59



NingBo VISION Pipe Fittings Ltd.,Co.

Tel: 0086-21-5954-6863, Fax: 0086-21-5954-3888

Email: samwu@visioninc.cn, web: www.visionmfr.com

DS-1002E.B